
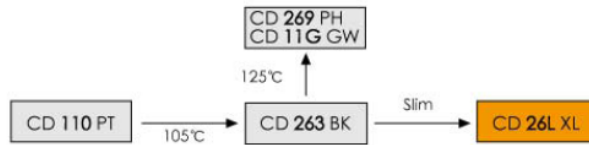




CD26L XL Series

2000h at 105°C

- Slim Type
- High ripple current

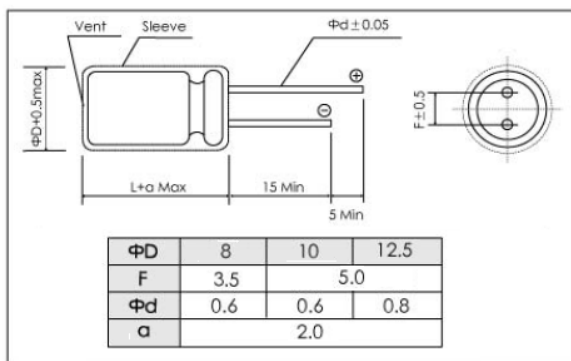


Items	Characteristics					
Operating Temperature Range (°C)	-25 ~ +105					
Voltage Range (V)	200 ~ 500					
Capacitance Range (µF)	18 ~ 220					
Capacitance Tolerance (20°C, 120Hz)	± 20%					
Leakage Current (µA)	After 1 minute at 20°C application of rated voltage, leakage current is not more than 0.02CV. C: Nominal Capacitance (µF) V: Rated Voltage (V)					
Dissipation Factor (20°C, 120Hz)	Rated Voltage (V)	200	250	400	450	500
	Tan δ (max)	0.12	0.15	0.20		
Stability at Low Temperature (Impedance Ratio at 120Hz)	Rated Voltage (V)	200 ~ 250		400 ~ 500		
	Z _{-25°C} / Z _{+20°C}	3		8		

	Useful Life		Load Life	Endurance Test	Shelf Life
Lifetime	4000h	≥ 100000h	2000h	2000h	1000h
Leakage Current	Not more than specified value		Not more than specified value	Not more than specified value	Not more than specified value
Capacitance Change	Within ± 30% of initial value		Within ± 20% of initial value	Within ± 20% of initial value	Within ± 20% of initial value
Dissipation Factor	Not more than 300% of specified value		Not more than 200% of specified value	Not more than 200% of specified value	Not more than 200% of specified value
Condition: Applied Voltage Applied Current Applied Temperature Failure Rate Level	U _R I _R 105°C ≤ 1% Failure Rate	U _R 1.2 x I _R 40°C ≤ 1% Failure Rate	U _R I _R 105°C guaranteed	U _R I _R = 0 105°C	U _R = 0 I _R = 0 105°C After test: U _R to be applied for 30min >24h before measurement

Dimensions

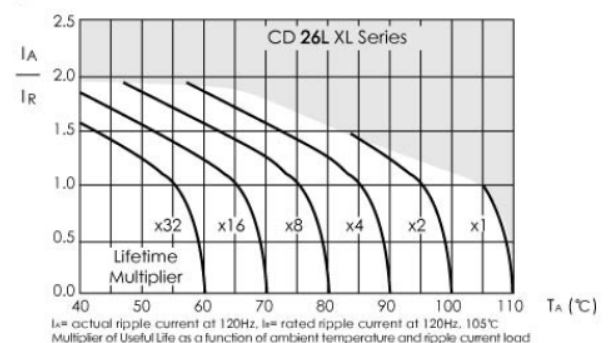
mm



Frequency Coefficient

Frequency(Hz)	50/60	120	500	1K	≥ 10K	
Coefficient	200 ~ 250V	0.8	1.0	1.20	1.30	1.40
	400 ~ 500 V	0.8	1.0	1.25	1.40	1.50

Lifetime Diagram



Temperature Coefficient

Temperature(°C)	+70	+85	+105
Coefficient	1.8	1.4	1.0



Ratings for CD26L XL Series

U _r (Surge Voltage) Code	Rated Capacitance	Max ESR 20°C, 120Hz	Typ ESR 20°C, 120Hz	Rated Ripple Current 105°C, 120Hz	Size ΦDxL	JH P/N
(v)	(μF)	(Ω)	(Ω)	(mA _{rms})	(mm)	
200 (250) 2D	82	1.9	1.2	400	10*30	ECR2DXL820M□□100030
	100	1.6	1	460	10*36	ECR2DXL101M□□100036
	120	1.3	0.8	530	10*40	ECR2DXL121M□□100040
	150	1.1	0.6	620	12.5*30	ECR2DXL151M□□125030
	180	0.9	0.5	700	12.5*36	ECR2DXL181M□□125036
	220	0.7	0.4	800	12.5*42	ECR2DXL221M□□125042
250 (300) 2E	47	4.2	2.5	295	8*50	ECR2EXL470M□□080050
	68	2.9	1.8	330	10*33	ECR2EXL680M□□100033
	82	2.4	1.5	420	10*40	ECR2EXL820M□□100040
	100	2	1.2	480	10*50	ECR2EXL101M□□100050
	120	1.7	1	560	12.5*36	ECR2EXL121M□□125036
	120	1.7	1	630	10*60	ECR2EXL121M□□100060
	150	1.3	0.8	650	12.5*42	ECR2EXL151M□□125042
400 (450) 2G	27	7.4	4.4	240	10*30	ECR2GXL270M□□100030
	33	6.0	3.6	280	10*36	ECR2GXL330M□□100036
	39	5.1	3.1	320	10*40	ECR2GXL390M□□100040
	47	4.2	2.5	370	12.5*30	ECR2GXL470M□□125030
		4.2	2.5	370	10*50	ECR2GXL470M□□100050
	56	3.6	2.1	420	12.5*36	ECR2GXL560M□□125036
	68	2.9	1.8	480	12.5*45	ECR2GXL680M□□125045
	82	2.4	1.5	520	12.5*50	ECR2GXL820M□□125050
	100	2	1.2	580	12.5*50	ECR2GXL101M□□125050
450 (500) 2W	18	14.7	8.8	180	8*50	ECR2WXL180M□□080050
	21	12.6	7.5	210	8*50	ECR2WXL210M□□080050
	27	9.8	5.9	250	10*40	ECR2WXL270M□□100040
	33	8.0	4.8	280	12.5*30	ECR2WXL330M□□125030
	39	6.8	4.1	320	12.5*36	ECR2WXL390M□□125036
		6.8	4.1	320	10*50	ECR2WXL390M□□100050
	47	5.7	3.4	380	12.5*40	ECR2WXL470M□□125040
		5.7	3.4	380	10*50	ECR2WXL470M□□100050
	53	5.0	3.0	410	10*50	ECR2WXL530M□□100050
	56	4.7	2.8	440	12.5*50	ECR2WXL560M□□125050
	56	4.7	2.8	440	10*60	ECR2WXL560M□□100060
	60	4.4	2.6	470	10*60	ECR2WXL600M□□100060
	68	3.9	2.3	550	12.5*50	ECR2WXL680M□□125050
	82	3.2	1.9	667	12.5*50	ECR2WXL820M□□125050
100	2.7	1.6	800	12.5*61	ECR2WXL101M□□125061	
500 (550) 2H	47	5.7	3.4	400	12.5*50	ECR2HXL470M□□125050
	53	5	3.0	420	12.5*61	ECR2HXL530M□□125061
	56	4.7	2.8	450	12.5*61	ECR2HXL560M□□125061

Customer products are available on request.